


The Whale of Iron Museum

JMSDF KURE MUSEUM



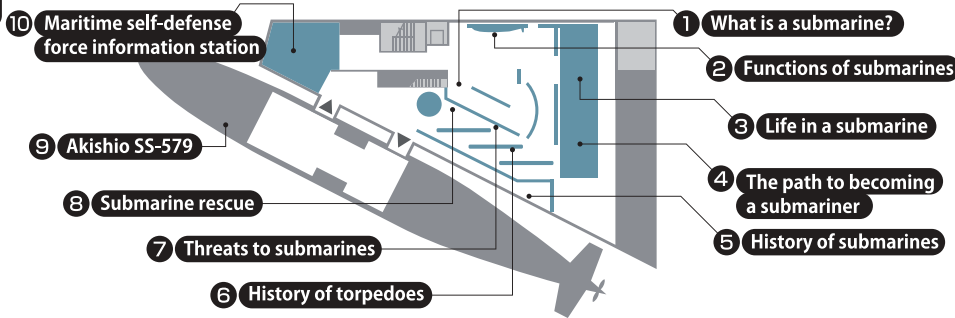
Free admission

Opening hours 9:00 to 17:00

[Last admission time is 16:30]

Closed on every Tuesday
(closed on the next day if holiday),
29 Dec to 03 Jan

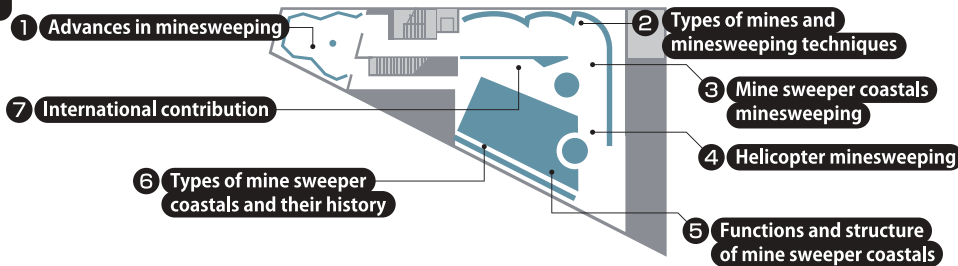
3 Submarines defend Japanese waters silently from underwater. The long-hidden shapes and features of these submarines are only now slowly emerging.



Submarine activities

Submarines always operate silently and secretly in order to defend Japan deep under the sea. This section introduces their activities from various angles including their history, technologies and life of crew.

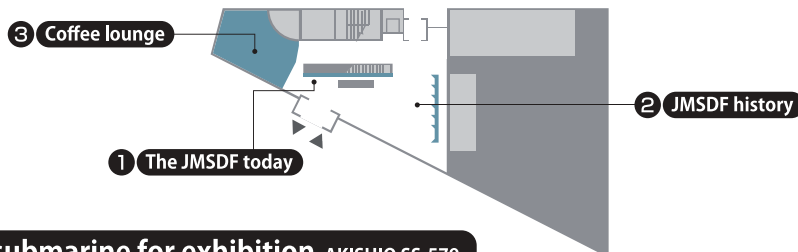
2 What is minesweeping? Minesweeping has been a continuous mission since the end of World War II



Coastal minesweeping

This section introduces activities of mine warfare force ranging from operation to introduce new sea routes which supported Japan's postwar rehabilitation to international contributions in Operation Gulf Dawn.

1 Devotion to the sea - Passion to defend the sea



JMSDF history

This section introduces JMSDF history which has been developing while having a close relationship with Kure.

AKISHIO, submarine for exhibition AKISHIO SS-579

Launched in 1985, YUSHIO-type submarine "AKISHIO" fulfilled various missions. After decommissioned in March, 2004 and salvaged by Japan's largest crane ship in September, 2006. AKISHIO is displayed in Kure Museum.

History

Apr.15,1983 Laid the keel in Mitsubishi Heavy Industries, Ltd.
Kobe Shipyard & Machinery Works

Jan.22,1985 Naming and launching ceremony

Mar.5,1986 Commissioned, assigned to 1st submarine squadron, 1st submarine Flotilla

Jun.8,1990 Transferred to 5th Submarine Squadron

Mar.3,2004 Decommissioned

Outline

Standard displacement : 2,250t Length : 76.2m

Beam : 9.9m Draft : 10.2m

Hull form : Double-hull structure (teardrop type)

Main machinery : 2 Diesels 1 axis

1 Main motor

Horse power : 3,400PS surfaced

7,200PS submerged

Speed : 20 knots (submerged)

Main armament : Submerged torpedo tube snorkel

Complement : 75



Access

●By train or bus

5 minutes walk from JR Kure station
1 minute walk from "Youme Town Yamato museum-mae" bus stop on Kure city bus Takaramachi Chuo Junkan line

●For visitors travelling by car

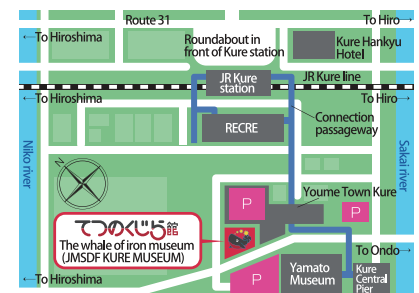
About 5 minutes from the Kure line Kure Interchange
About 50 minutes from the Sanyo Expressway Takaya Interchange
JMSDF Kure Museum shares a common parking area with the Yamato museum. Please use the Yamato museum parking facility.

●For visitors travelling by ferry

2 minutes walk from the Kure Central Pier

●To come to JR Kure station ...

It takes about 45 minutes from JR Hiroshima station to JR Kure station



5-32, Takaramachi,
Kure city, Hiroshima
prefecture 737-0029
TEL:0823-21-6111
FAX:0823-32-1601



URL <http://www.jmsdf-kure-museum.go.jp>